

Student Name: Jennifer Doe
School: Demo Middle School
District: Demo District
Test Year: Spring 2021

Enrolled Grade: 7

The student's name may have been truncated due to space limitations.



THE VIRGIN ISLANDS DEPARTMENT OF EDUCATION

Dear Parents:

We are pleased to provide you with your child's results from the Spring 2021 Smarter Balanced Assessments!

The Department of Education is committed to preparing all students for a bright future. Part of that work includes setting rigorous academic expectations and then measuring the progress of students. Whether they want to go to college or straight into the workplace, students need to be able to think critically and solve complex problems. Ensuring that our students have these tools is critical because it gives them the ability to make choices about their future and make the most of their opportunities.

The Smarter Balanced Assessments are aligned to instruction that takes place in the classroom every day and is consistent with the learning goals for each grade level. The enclosed report provides important information about test scores and should be used along with in-class performance, report card grades, and teacher reports to form a complete picture of a student's achievement. Parents should review the test results and student work with teachers to identify strategies to improve performance.

Thank you for continuing to partner with us to increase the achievement and success of every child.

Sincerely,

Racquel Berry-Benjamin
Commissioner of Education

Smarter Balanced

ELA/Literacy & Mathematics Assessment Results

What is in this report?

- Jennifer's scores on the Smarter Balanced ELA/Literacy and Mathematics Assessments.
- How Jennifer's scores compare to students in the same grade level in the school, district, and territory.
- Jennifer's performance in previous years.
- Resources to support learning at home.

For more information

about this assessment, go to
vide.portal.airast.org



Grade

7

Spring 2021



Jennifer's ELA/Literacy Score

2516
 Level 2
 Standard Nearly Met

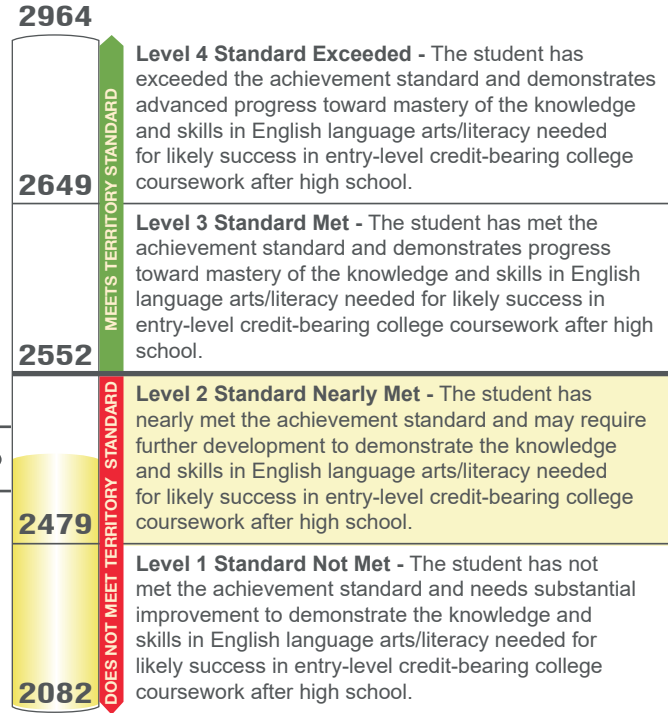
Jennifer's ELA/Literacy score is 2516. This score is lower than the average score of seventh graders in her school, lower than that of seventh graders in her district, and lower than that of seventh graders territory-wide.

⚠ A student's test score can vary if the test is taken several times. If your child were tested again, it is likely that Jennifer would receive a score between 2488 and 2544.

How does this compare?

	Average Score
Territory Average	2651
District Average	2658
School Average	2605

Jennifer's Score: 2516



Jennifer's Mathematics Score

2601
 Level 3
 Standard Met

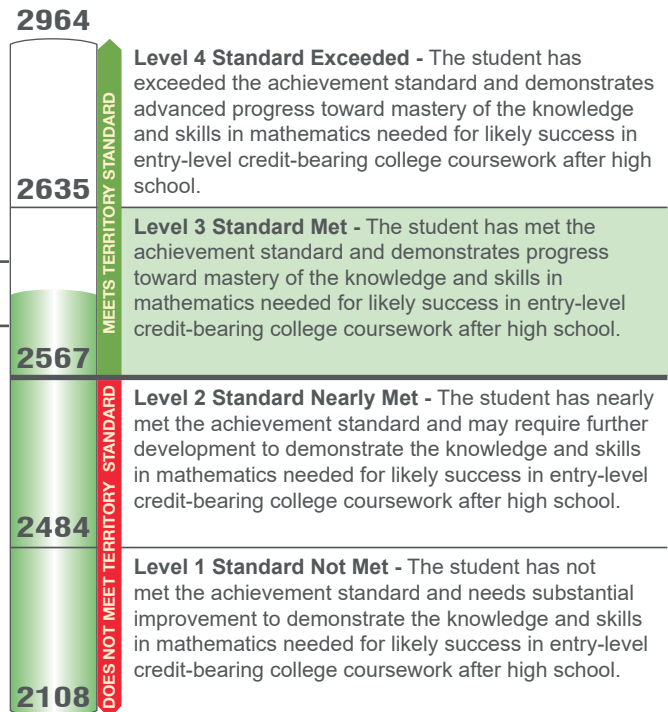
Jennifer's Mathematics score is 2601. This score is similar to the average score of seventh graders in her school, lower than that of seventh graders in her district, and lower than that of seventh graders territory-wide.

⚠ A student's test score can vary if the test is taken several times. If your child were tested again, it is likely that Jennifer would receive a score between 2569 and 2633.

How does this compare?

	Average Score
Territory Average	2651
District Average	2658
School Average	2605

Jennifer's Score: 2601





Reported Lexile® Measure

700L

The number above provides your student's Lexile reading measure, which represents your student's reading ability on the Lexile scale. For more information about Lexile measures, be sure to view the supplemental Lexile and Quantile Parent Report your student received and visit www.lexile.com.

Reported Quantile® Measure

700Q

The number above provides your student's Quantile measure, which represents your student's ability to apply mathematical skills in areas such as numbers and operations, geometry and measurement. For more information about Quantile measures, be sure to view the supplemental Lexile and Quantile Parent Report your student received and visit www.quantiles.com.

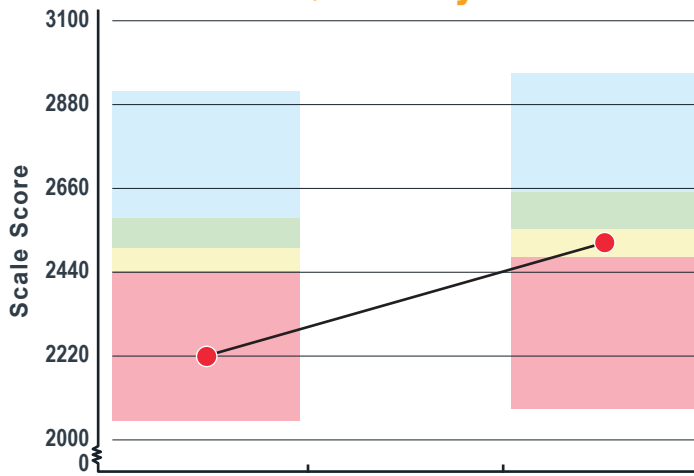
Your Child's Progress

The chart below reports your student's performance for each school year. The shaded areas in multiple colors indicate the scale score range in each achievement level. Each mark on the graph represents your student's score and indicates whether they met the standards that year.

Legend

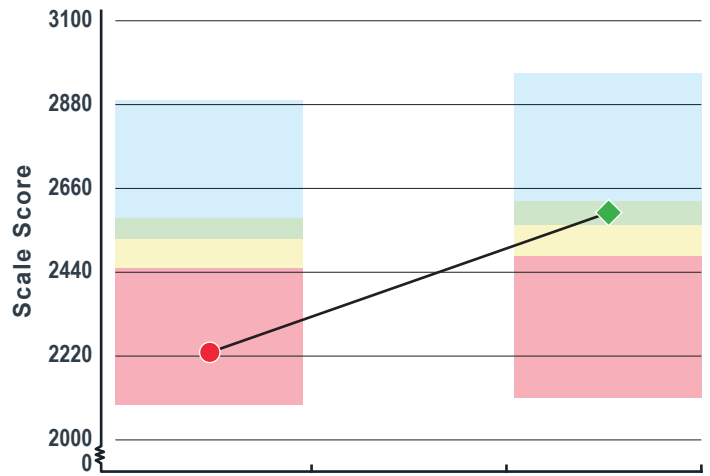
■ Level 1
 ■ Level 2
 ■ Level 3
 ■ Level 4
 ◆ Student Score Met Standards
 ● Student Score Did Not Meet Standards

ELA/Literacy



Year	2019	2020	2021
Grade	Grade 5	N/A	Grade 7
Scale Score	2200	N/A	2516
Level	1	N/A	2

Mathematics



Year	2019	2020	2021
Grade	Grade 5	N/A	Grade 7
Scale Score	2230	N/A	2601
Level	1	N/A	3

Resources

ELA/Literacy

Parent Roadmaps - The roadmaps provide guidance to parents about what their children will be learning in English language arts/literacy and how they can support that learning for each grade level. <http://www.cgcs.org/domain/36>

NEWSELA - This website provides students with high interest nonfiction articles that are updated daily. Each article offers a choice of five different reading levels, making it just right for each child. <https://newsela.com>

Lexile Measure - The Lexile Framework for Reading is a scientific approach to reading and text measurement. There are two Lexile measures: the Lexile reader measure represents a person's reading ability; the Lexile text measure represents a text's difficulty level. <https://www.lexile.com/>

Mathematics

Parent Roadmaps - The roadmaps provide guidance to parents about what their children will be learning in Mathematics and how they can support that learning for each grade level. <http://www.cgcs.org/Page/244>

Khan Academy - This site provides an extensive library of math content for all grades. Students can practice at their own pace and make use of interactive challenges, and videos from any computer with access to the web. <https://www.khanacademy.org/commoncore>

Learning Tools - This site connects you to resources from trusted experts to help you support your child's academic development. <https://belearninghero.org/learning-tools/>

