

Demo, Demo

Student ID: 0303202306 | Student DOB: | Enrolled Grade: 06

Date Taken: 3/15/2025

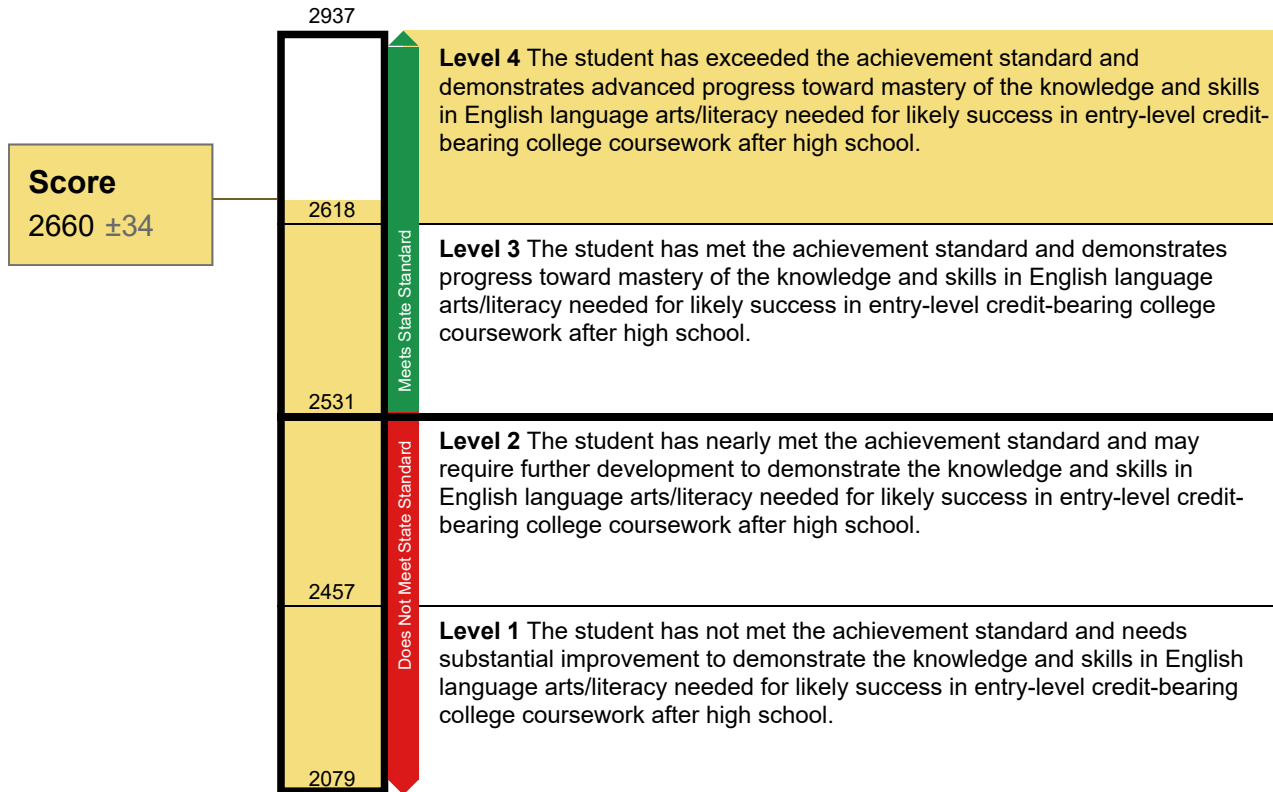
Grade 6 ELA - Summative 2024-2025

Demo District 9999

Demo School 999901

Scale Score: 2660±34 Reported Lexile® Measure: 1235L Performance: Level 4

How Did Your Child Do on the Test?



How Does Your Child's Score Compare?

Name	Average Scale Score
VirginIslands	2448±3
Demo District 9999	2474±5
Demo School 999901	2490±15

Information on Standard Error of Measurement

A student's score is best interpreted when recognizing that the student's knowledge and skills fall within a score range and not just a precise number. For example, 2300 (±10) indicates a score range between 2290 and 2310.

Demo, Demo

Student ID: 0303202306 | Student DOB: | Enrolled Grade: 06
Date Taken: 3/15/2025




Grade 6 ELA - Summative 2024-2025









Demo District 9999
Demo School 999901

Scale Score: 2660±34 **Reported Lexile® Measure:** 1235L **Performance:** Level 4

How Did Your Child Perform on Different Areas of the Test?

The table and the graph below indicate student performance on individual reporting categories. The black dot indicates the student's score on each reporting category. The lines to the left and right of the dot show the range of likely scores your student would receive if he or she took the test multiple times.

 Below Standard  At/Near Standard  Above Standard

Category	Performance	Performance	Performance Description
Listening			<p>What These Results Mean Student can employ effective listening skills for a range of purposes and audiences.</p> <p>Next Steps Have your child listen to or watch documentaries about a topic. He or she should explain the main ideas and details the reports share or do not agree on. Decide if the details are enough to prove the main ideas and why.</p>
Reading			<p>What These Results Mean Student can read closely and analytically to comprehend a range of increasingly complex literary and informational texts.</p> <p>Next Steps Have your child explain how text parts (characters, events, words, paragraphs) work together to create meaning in different types of texts. Compare texts about the same topic, and discuss different interpretations.</p>
Research/Inquiry			<p>What These Results Mean Student can engage in research and inquiry to investigate topics, and to analyze, integrate, and present information.</p> <p>Next Steps Have your child conduct a short research project using reliable sources, and be sure to state when reporting someone else's ideas.</p>
Writing			<p>What These Results Mean Student may be able to produce effective and well-grounded writing for a range of purposes and audiences.</p> <p>Next Steps Help your child write informational (explains) or argumentative (defends a point) essays. They should be organized and include support. Introductions and conclusions must relate to the essays' content.</p>

How Did Your Child Perform on the Essay?

Essay	Raw Score	Conventions	Evidence/Elaboration	Organization/Purpose
Argumentative	6 out of 10 points	The argumentative response shows an adequate understanding of correct sentence formation, punctuation, capitalization, grammar usage, and spelling. (2 out of 2 points)	The argumentative response provides uneven elaboration to support the claim including few facts and details cited from sources, weak elaborative techniques and ineffective language for the audience and purpose. (2 out of 4 points)	The argumentative response has an inconsistent structure including an unclear claim, uneven development, few transitions, and loosely connected ideas. If present, the introduction or conclusion may be weak. The response may address the opposing argument. (2 out of 4 points)

Demo, Demo

Student ID: 0303202306 | Student DOB: | Enrolled Grade: 06
Date Taken: 3/15/2025

Grade 6 ELA - Summative 2024-2025

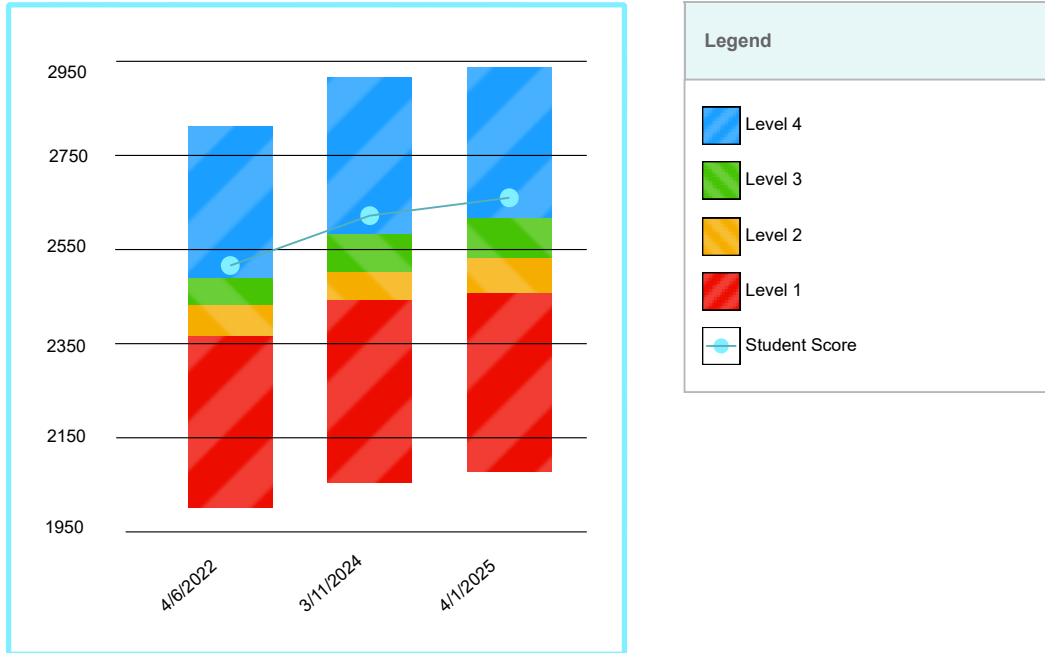
Demo District 9999
Demo School 999901

Scale Score: 2660±34 **Reported Lexile® Measure:** 1235L **Performance:** Level 4

Your Child's Progress

Longitudinal Trend Chart Information

The chart below reports your child's performance over time. The shaded areas in multiple colors indicate the scale score range in each achievement level. Each mark on the graph represents your child's score and indicates whether he or she met the standards that year.



Your Child's Progress

Date	Test Reason	Test Label	Scale Score	Performance Level
4/6/2022	Spring 2022 (Summative)	Grade 3 ELA - Summative	2516 ± 31	Level 4
3/11/2024	Spring 2024 (ELA/Math Summative)	Grade 5 ELA - Summative	2622 ± 33	Level 4
4/1/2025	Spring 2025 (ELA/Math Summative)	Grade 6 ELA - Summative	2660 ± 34	Level 4